

FoodCycle: Break Rooms



After you prep your meal, snack, coffee or tea.



After you eat.

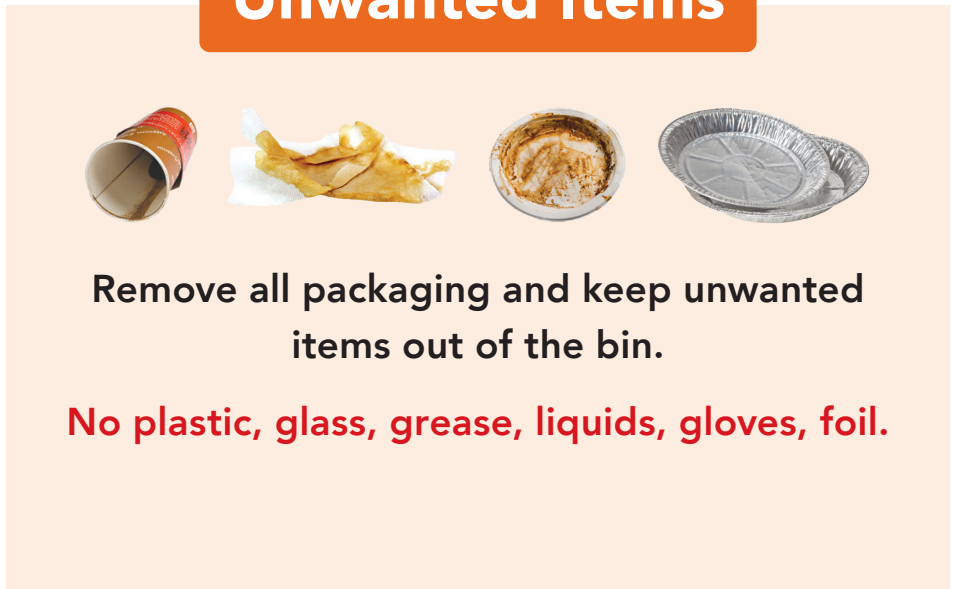


When you clean out the fridge.

Accepted Items



Unwanted Items



Remove all packaging and keep unwanted items out of the bin.

No plastic, glass, grease, liquids, gloves, foil.

Need Help?

Call City of Sunnyvale Zero Waste Coordinator at 408-730-7262 for free tools, resources and general problem solving.

FoodCycle: Kitchen Prep Areas

1



Line bin with clear plastic bag.

2



Put food scraps into the bin.

3



Tie bags before disposal.

4

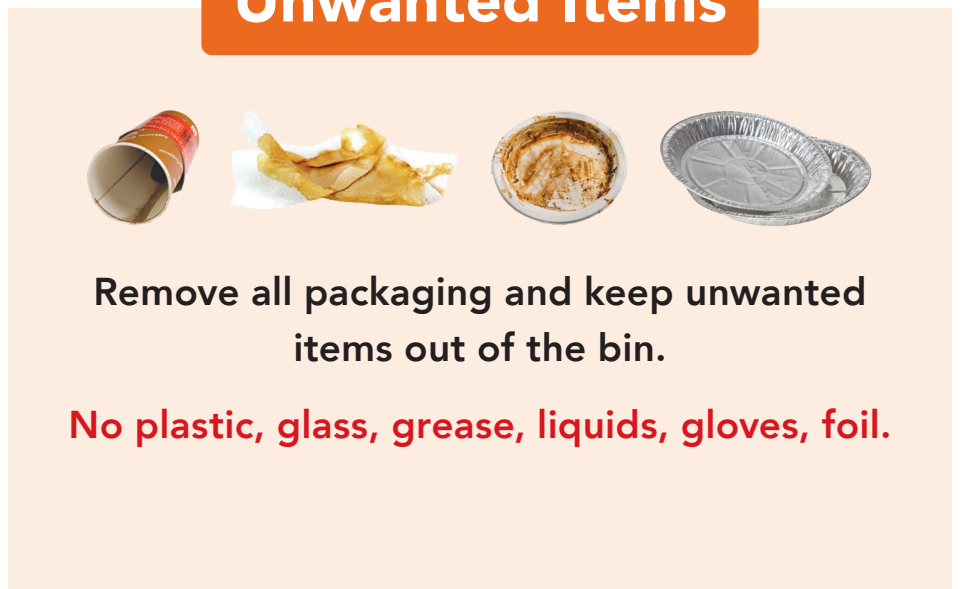


Place tied bag in the Food Scraps Bin.

Accepted Items



Unwanted Items



Remove all packaging and keep unwanted items out of the bin.

No plastic, glass, grease, liquids, gloves, foil.

Need Help?


Call City of Sunnyvale Zero Waste Coordinator at 408-730-7262 for free tools, resources and general problem solving.



Sunnyvale

FoodCycle: Bus Stations

1



Line bin with clear plastic bag.

2



Scrape plates and put all food scraps into the bin.

3



Tie bags before disposal.

4

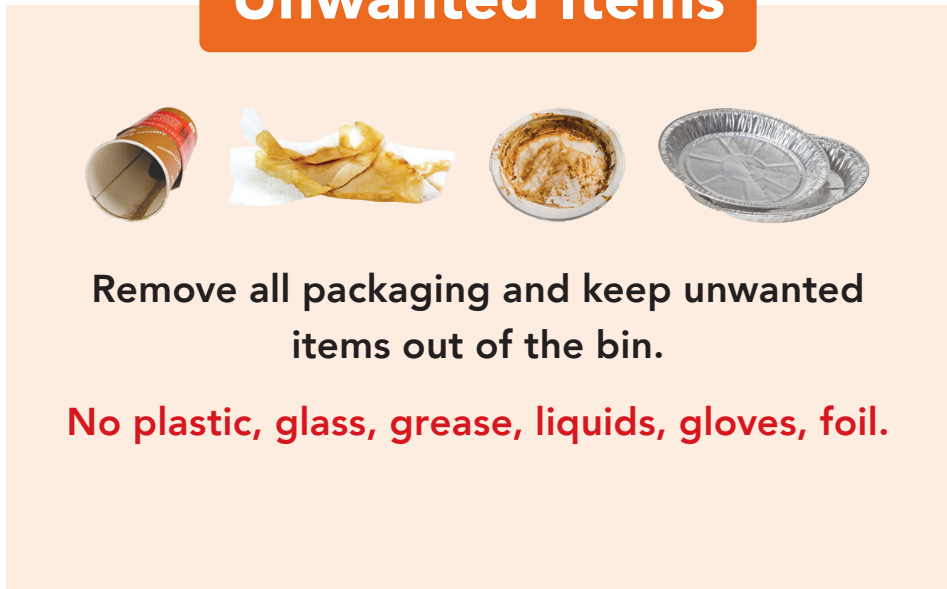


Place tied bag in the Food Scraps Bin.

Accepted Items



Unwanted Items



Remove all packaging and keep unwanted items out of the bin.

No plastic, glass, grease, liquids, gloves, foil.

Need Help?

Call City of Sunnyvale Zero Waste Coordinator at 408-730-7262 for free tools, resources and general problem solving.

